










Product by Indication- Hands, Wrists and Fingers






Extremity	Sample Indication	Recommended Orthosis	Images
Hands/ Wrists/ Fingers *Right/Left ** Ambidextrous	<ul style="list-style-type: none"> Wrist Drop Hand/wrist/finger non-fixed Contractures MP, PIP, DIP Extension 	<ol style="list-style-type: none"> HT-101 ** - Hand Thumb Orthosis RH-101 * - Rest Hand Orthosis SGH-101 ** - Spring Loaded Goniometer Hand 	
	<ul style="list-style-type: none"> Post Stroke/ CVA (Flaccid/Minimal Tone) 	<ol style="list-style-type: none"> HT-101 ** - Hand Thumb Orthosis RH-101 * - Rest Hand Orthosis OPH-101 * - Opposition Hand Thumb Orthosis 	
	<ul style="list-style-type: none"> Post Stroke/ CVA (Spastic/High Tone) 	<ol style="list-style-type: none"> F-101 ** - Finger Extender Hand Orthosis C-Grip * - Comfy Grip Hand HAL-101-FS ** - Air Hand Roll Orthosis ACH-101 ** - Adjustable Cone Hand Orthosis 	
	<ul style="list-style-type: none"> Rheumatoid Arthritis Sprains/Strains/ Fractures/Sports Injury 	<ol style="list-style-type: none"> H-101 ** - Hand Wrist Orthosis HT-101 ** - Hand Thumb Orthosis RH-101 * - Rest Hand Orthosis 	
	<ul style="list-style-type: none"> Finger Contractures 	<ol style="list-style-type: none"> C-Grip * - Comfy Grip Hand F-101 ** - Finger Extender Hand Orthosis ACH-101 ** - Adjustable Cone Hand Orthosis 	
	<ul style="list-style-type: none"> Carpal Tunnel Syndrome 	<ol style="list-style-type: none"> DorsH-101 * - Dorsal Hand Orthosis F-101(w/o Rolls) ** - Finger Extender Hand Orthosis C-Grip * - Comfy Grip Hand 	
	<ul style="list-style-type: none"> Ulnar or Radial Deviation 	<ol style="list-style-type: none"> DHT-101 ** - Deviation Hand Thumb Orthosis DRH-101 * - Deviation Rest Hand Orthosis DF-101 ** - Deviation Finger Extender Orthosis 	
	<ul style="list-style-type: none"> Neuromuscular Joint Weakness 	<ol style="list-style-type: none"> HT-101 ** - Hand Thumb Orthosis RH-101 * - Rest Hand Orthosis SGH-101 ** - Spring Loaded Goniometer Hand ACH-101 ** - Adjustable Cone Hand Orthosis 	
	<ul style="list-style-type: none"> Decreased ROM 	<ol style="list-style-type: none"> SGH-101 ** - Spring Loaded Goniometer Hand ACH-101 ** - Adjustable Cone Hand Orthosis 	
	<ul style="list-style-type: none"> Individual Finger Positioning (Positioning of MP, PIP & DIP Joints) Duputren's contracture Boutonniere contracture 	<ol style="list-style-type: none"> HSF-101-CP * - Hand Separate Finger Orthosis (Comfyprene) 	

Product by Indication-Elbows and Knees

Extremity	Sample Indication	Recommended Orthosis	Images
Elbows	<u>Flaccid/Minimal Tone</u> <ul style="list-style-type: none"> • Post Stroke/ CVA • Post-Surgery • Muscle Weakness • Arthritis 	E-101- Elbow Orthosis	 
	<u>Spastic/High Tone</u> <ul style="list-style-type: none"> • Non-fixed knee contracture • Post Stroke/ CVA • Post-Surgery • Muscle Weakness 	GE-101- Goniometer Elbow Orthosis	GE-101 :
		SGE-101- Spring Loaded Goniometer Elbow	
		LE-101- Locking Elbow	
	<u>Hand & Elbow- 1 splint 2 joints</u> <ul style="list-style-type: none"> • Post Stroke/ CVA • Post-Surgery • Muscle Weakness 	EH-101 – Elbow Hand Orthosis	
<ul style="list-style-type: none"> • Decreased ROM 	SGE-101- Spring Loaded Goniometer Elbow	SGE-101:	
	GE -101- Goniometer Elbow Orthosis	EH-101:	

Extremity	Sample Indication	Recommended Orthosis	Images
Knees	<u>Flaccid/Minimal Tone</u> <ul style="list-style-type: none"> • Post Stroke/ CVA • Post-Surgery • Muscle Weakness • Arthritis 	K-101- Knee Orthosis	 
	<u>Spastic/High Tone</u> <ul style="list-style-type: none"> • Non-fixed knee contracture • Post Stroke/ CVA • Post-Surgery • Muscle Weakness 	GK-101- Goniometer Knee Orthosis	K-101:
		SGK-101- Spring Loaded Goniometer Knee	
		LK-101- Locking Knee	
	Decreased ROM	SGK-101- Spring Loaded Goniometer Knee	SGK-101:
	GK-101- Goniometer Knee Orthosis	LK-101:	

Product by Indication- Ankle and Foot

Extremity	Sample Indication	Recommended Orthosis	Images
Ankle/ Foot Universal Sizing	<u>Bedbound Status</u>	C-Boot – Comfy Boot	 <p>C-Boot:</p>  <p>C- Strap:</p>
	<ul style="list-style-type: none"> • Non-fixed ankle Contracture • Spasticity • Foot drop (plantar flexion) • Heel Pressure Areas • Plantar Fasciitis • Inversion/Eversion 	C-Strap – Comfy Boot with Side Straps (straps control plantar flexion)	
	SAF-101- Spring Loaded Ankle Foot		
	<u>Ambulating Status</u>	A-Boot – Ambulating Boot	 <p>A-Boot:</p>  <p>A-Strap:</p>
	<ul style="list-style-type: none"> • Non-fixed ankle contracture • Drop foot (plantar flexion) • Heel Pressure Areas • Plantar Fasciitis • Inversion/Eversion 	A-Strap – Ambulating Boot with Side Strap (straps control plantar flexion)	
	SAF-101- Spring Loaded Ankle Foot		
	<ul style="list-style-type: none"> • Decreased ROM 	SAF-101 – Spring Loaded Ankle Foot Dynamic splint to increase ankle ROM	 <p>SAF:</p>
	<u>Minimal Applied Pressure</u>	A-Boot- Ambulating Boot	
	<ul style="list-style-type: none"> • Stress fractures • Ligament and tendon repair 	A-Strap- Ambulating Boot with Side Straps	